

# WellPower

This quick guide will walk you through **how to download the WellPower App to your smart phone or access it via the web**. It provides options on **how to complete the one-time registration process** and gives an overview of the **landing page features**.

## Google Play Store

1. Search “WellPower” and Click “Install”
2. Enter Password and then Open  
<https://play.google.com/store/apps/details?id=org.mhcd.client>

## Apple Store

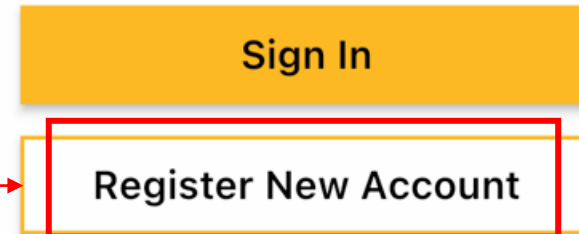
1. Search “WellPower” and Click “Get”
2. Enter Apple Password, Install & Click “Open”  
<https://apps.apple.com/us/app/id1508216903>

## Web Version

1. Open up the web browser
2. Go to <https://app.wellpower.org/>

Complete the one-time Registration Process by selecting **‘Register New Account’**.

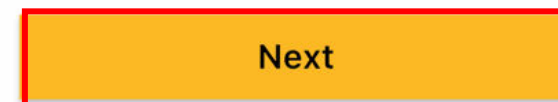
1. Launch the WellPower App and select **‘Register New Account’**.



2. Self Registration: Select **‘I am currently in services at WellPower’** Then, click **‘Next’**.

**Currently in services at WellPower**

NOTE: Registration only works if you are new to the app and you and/or someone you care for are currently in services.



**There are three ways to register for the WellPower Telehealth App; you only need to need to pick one!**

- 1. Registration code:** Ask your care team to generate a one time six-digit code. Enter it and bypass the in-app verification process.
- 2. myColorado:** Use your Colorado Digital ID to confirm your information and bypass the in-app verification process [Partners \(mycolorado.gov\)](https://mycolorado.gov)
- 3. In-app registration.** Follow the prompts on the screen to enter and verify your information.

1. **Registration code:** Ask your care team to generate a code to register. This code will be sent to your email. Then, you will enter the six-digit code into the app (which will bypass the in-app verification process).

**What's your email?**

Enter your email address on file with WellPower.

**Next**

If you need assistance, contact someone from your care team.

Registration ✕

**Registration Code**

Enter the Code from WellPower


**Next**

If you need assistance, contact someone from your care team.

=

Registration ✕

**Identity verified!**

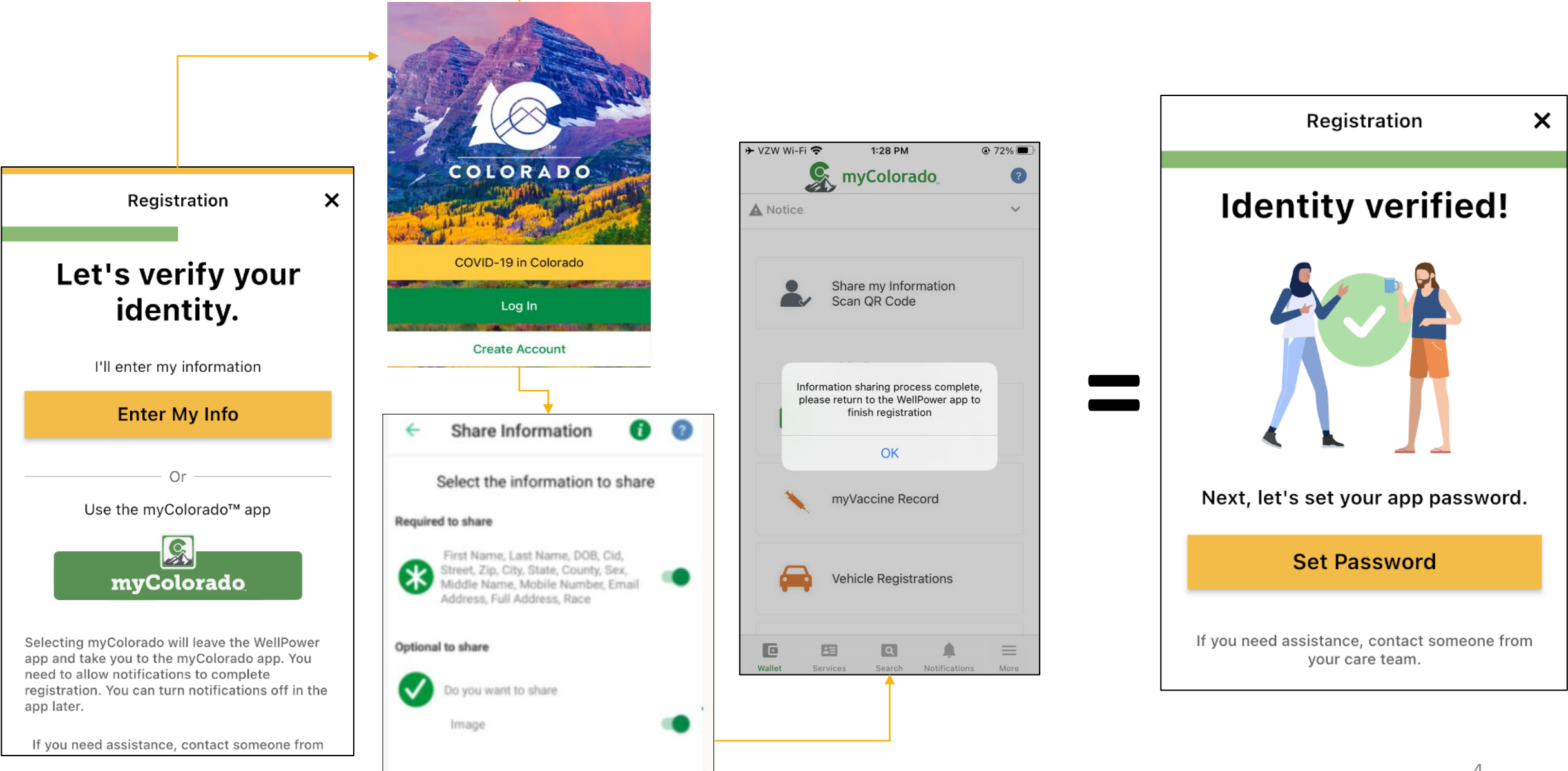


Next, let's set your app password.

**Set Password**

If you need assistance, contact someone from your care team.

2. **myColorado:** Use your Colorado Digital ID to confirm your information and bypass the in-app verification process [Partners \(mycolorado.gov\)](https://partners.mycolorado.gov)



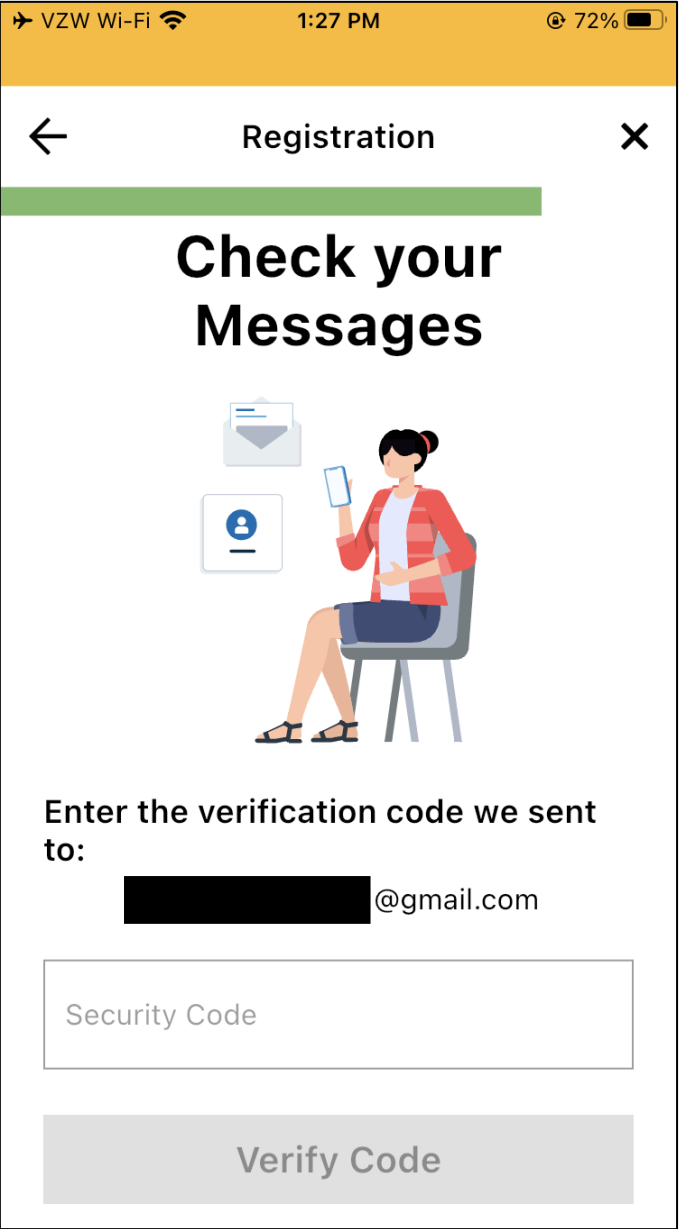
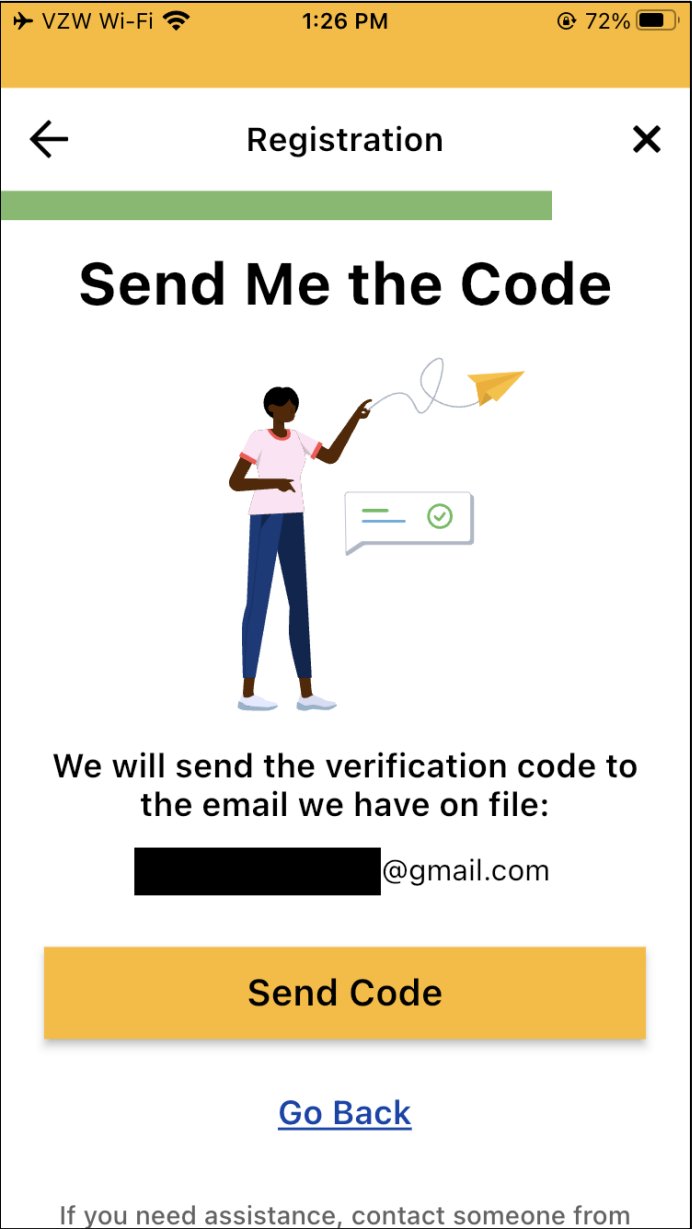
3. **In App Registration:** Follow the prompts on the screen to enter and verify your information. Please enter your First and Last name exactly as it is on file, Date of Birth and SSN Last Four Digits OR Medical Record Number. These questions are asked to ensure no one else can gain access to your Personal Protected Health Information. *If you do not know this information, please contact your care team.*

The screenshot shows a mobile app registration screen titled "Registration" with a close button (X) in the top right corner. Below the title is a green progress bar. The main heading is "Enter your information." Below this, there are three input fields: "Legal First Name", "Legal Last Name", and "Date of Birth". Below these fields is a section titled "Choose one to verify your identity" with two radio button options: "SSN Last Four Digits" (which is selected) and "Medical Record Number". Below this is another input field for "Enter the last 4 digits of your SSN" with a placeholder "XXX - XX - XXXX". At the bottom, there is a grey "Next" button and a footer note: "If you need assistance, contact someone from your care team."

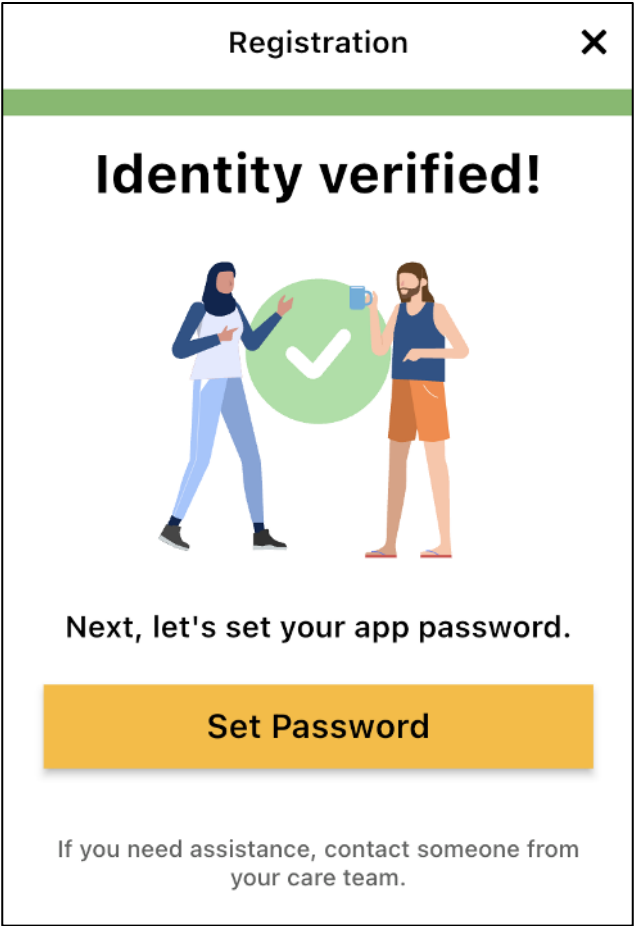
The screenshot shows a mobile app registration screen titled "Registration" with a close button (X) in the top right corner. Below the title is a green progress bar. The main heading is "How should we send your code?". Below this is a paragraph: "We will send the verification code to make sure your information is secure." There are two large buttons: "Email Me" with a redacted email address "@gmail.com" and "Text Me" with a redacted phone number "(\*\*\*). (\*\*\*) - 7838". Below these buttons is a paragraph: "To protect your privacy, we can only send the link to the contact information in your records." At the bottom, there is a footer note: "If you need assistance, contact someone from your care team."

Once your information has been verified, you will **receive a 6-digit code via email or text.** The six-digit code is what you will enter on the screen within the app.

**3a. In App Registration:** A six-digit code will be sent to either the email address or phone number on file.


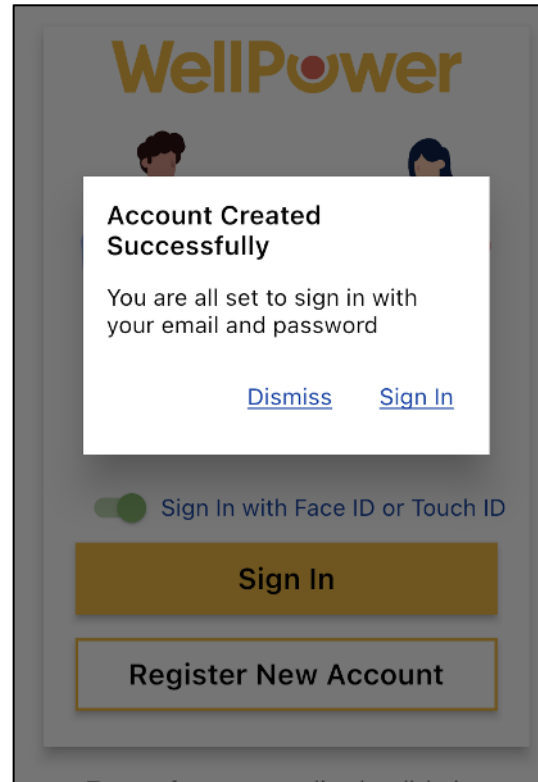



=



## Password & Sign In Set-up!

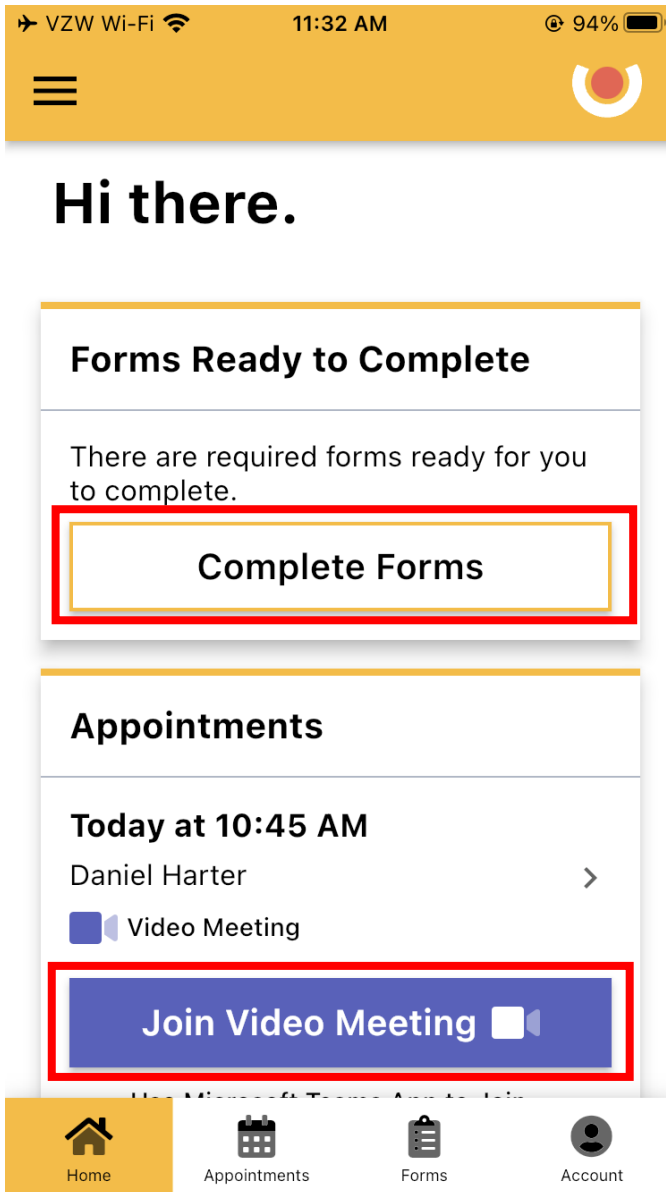
- Enter your email address and **create a password**. Here you will enter the same password twice. Click **'Create'** at the bottom of the screen and reopen the WellPower app.
- You'll be taken to the **'Sign in'** page where you'll need to **enter your email address and the password**. Then click **'Sign in'**.
- After signing in, please read through the WellPower Terms Agreement. **Click Accept & Continue**.



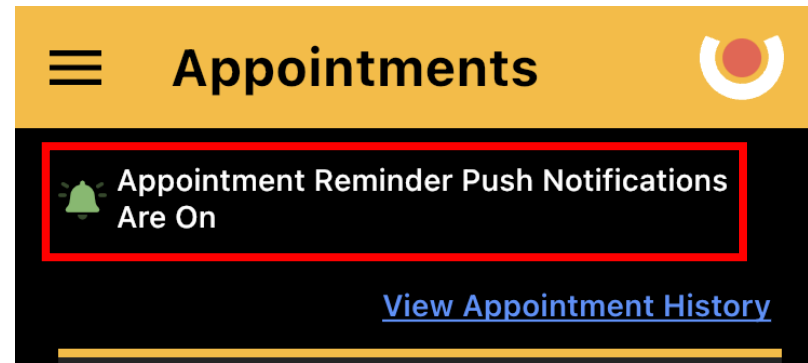
**Important!** When creating a password, it will need to be at least 8-16 characters, containing 3 out of 4 of the following:

- Lowercase characters
- Uppercase characters
- A number (0-9)
- One or more of the following symbols @ # \$ % ^ & \* - \_ + = [ ] { } | \ : ' , ? / ` ~ " ( )

# Welcome to the Mobile App Landing Page!

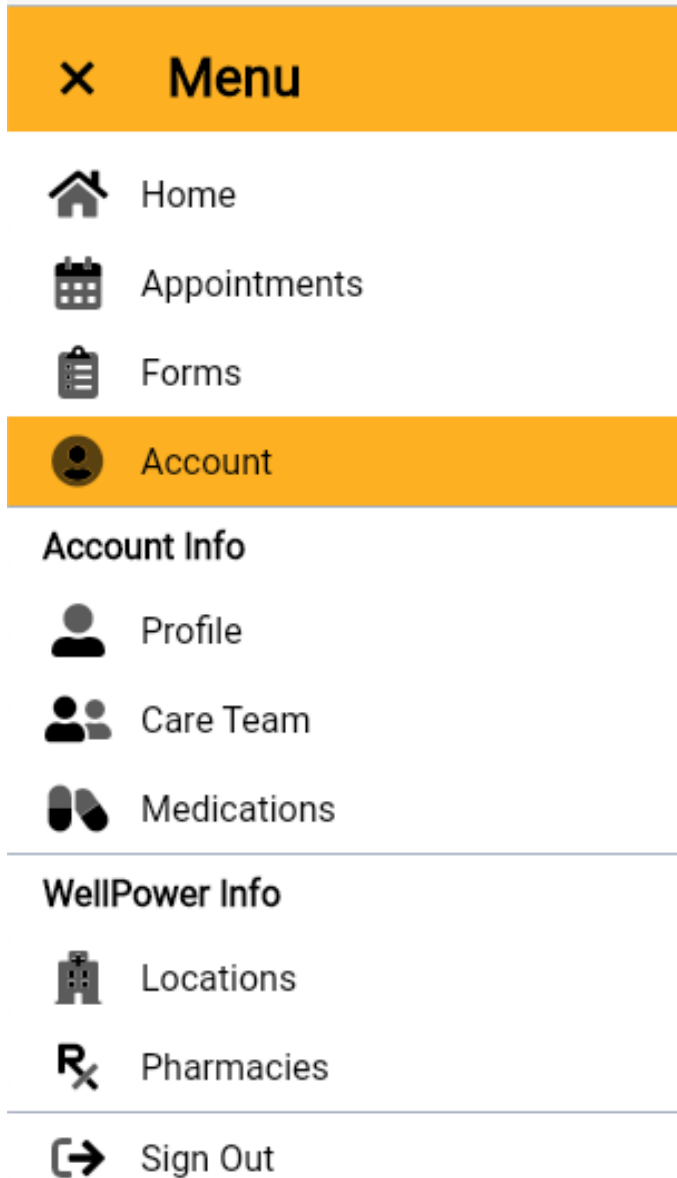


- ✓ Don't worry about trying to find emails or appointment links anymore; **Connect to telehealth appointments straight from the app via Teams**
- ✓ View a list of **current and future appointments**
- ✓ List of **Current Medications**
- ✓ See **previously signed forms and Sign new forms** sent by your Care Team in the app!
- ✓ List of staff member names on your **Care Team**



- ✓ **Push notifications** available to the phone
- ✓ **Receive appointment reminders**
- ✓ Ability to **cancel appointments OR convert them to Telehealth in real time**
- ✓ **For additional telehealth resources please visit**  
<https://www.wellpower.org/telehealth>

# Welcome to the Web Version Landing Page!



- ✓ Don't worry about trying to find emails or appointment links anymore; **Connect to telehealth appointments straight from the app via Teams**
- ✓ View a list of **current and future appointments**
- ✓ List of **Current Medications**
- ✓ See **previously signed forms and Sign new forms** sent by your Care Team in the app!
- ✓ List of staff member names on your **Care Team**
- ✓ Push notifications available to the phone
- ✓ **Receive appointment reminders**
- ✓ Ability to **cancel appointments in real time**
- ✓ **For additional telehealth resources please visit <https://www.wellpower.org/telehealth>**

