

Mobile Device – Android


1 To download the app on a personal device, like a smartphone or tablet, first open the Google Play Store.



2 Using the store's search bar at the top of your screen, search for "Microsoft Teams."



3 One of the first results should be for Teams, shown by the purple and white logo.



Microsoft Teams
Microsoft Corporation

4.7★
5M reviews ⓘ

100M+
Downloads

E
Everyone ⓘ

4 Once you've found the App, you can click "Install."



This process should only take a few minutes.



About this app →

Chat, call, and collaborate to achieve more together, all in one place on Teams

#2 top free in business

Data safety →

Safety starts with understanding how developers collect and share your data. Data privacy and security practices may vary based on your use, region, and age. The developer provided this information and may update it over time. <

Using Teams for Telehealth Appointments

To use Teams for your telehealth appointments on your phone, tablet or computer, **you do not need to make an account.**

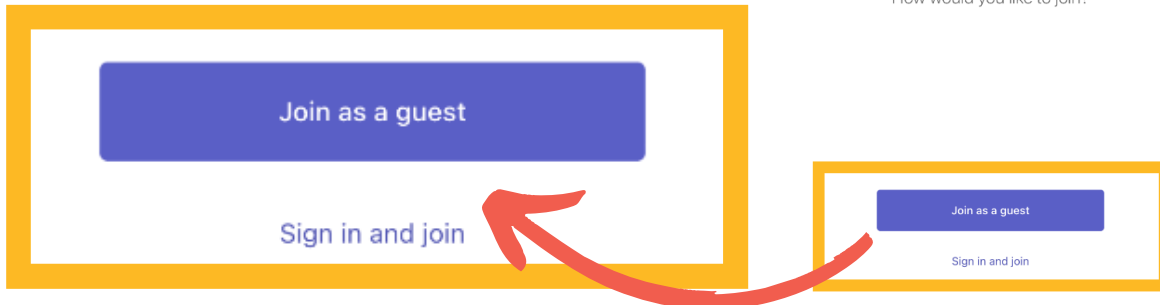
You will be able to **sign in as a guest** when you connect to your appointments.

10:11 Fri Jun 17 ... 100%

Microsoft Teams

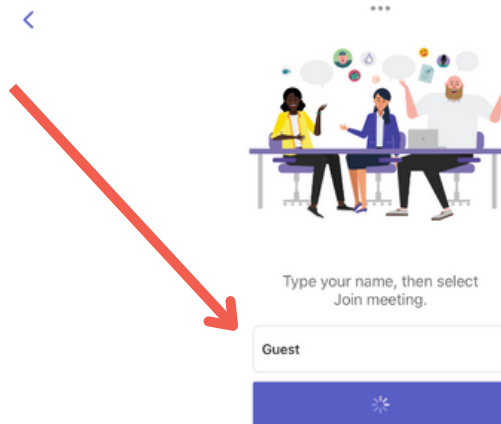


Meeting time!
How would you like to join?



Teams will ask you to **share your name** before joining the meeting. **You can also include your pronouns.**

Downloading and using Teams should be **completely free**, and again, **no account set up is necessary** to join your telehealth appointment.



Questions? Feel free to reach out to us at AppSupport@wellpower.org for help.