

Mobile Device – iPhone/iPad

1

To download the app on a personal device, like a smartphone or tablet, first open the App Store.



2

Using the store's search bar at the top of your screen, search for "Microsoft Teams."

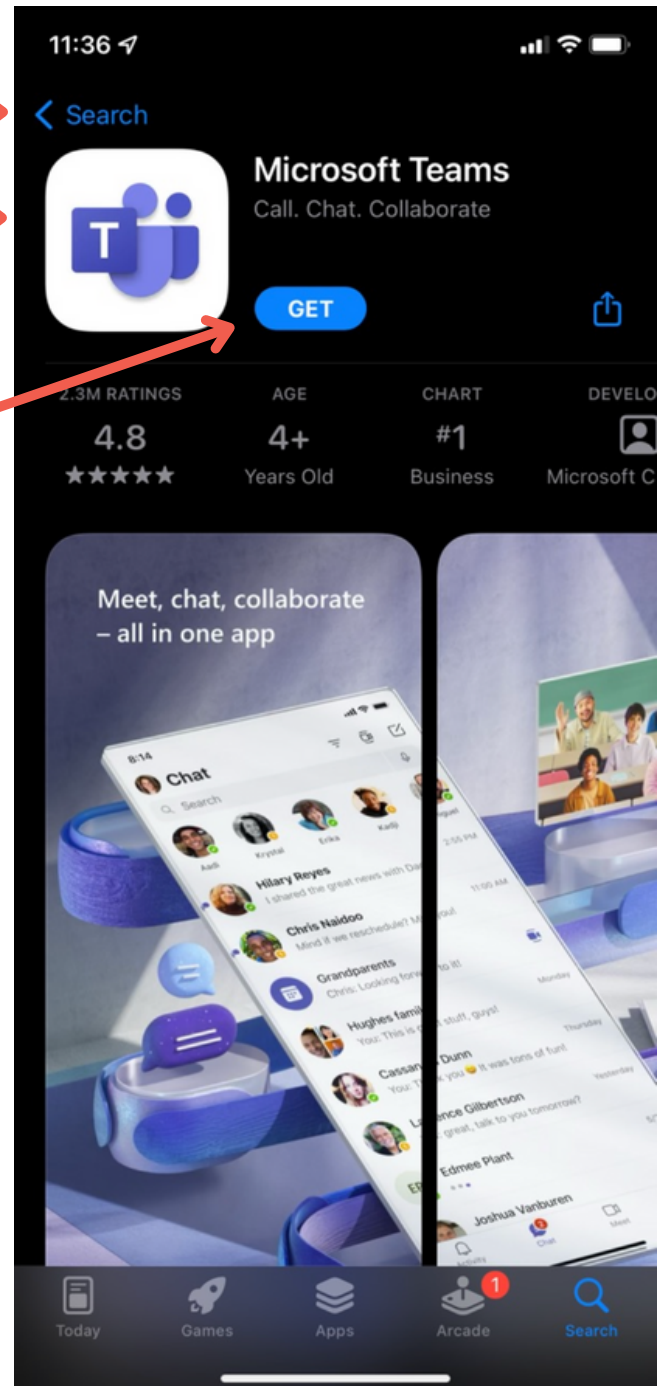
3

One of the first results should be for Teams, shown by the purple and white logo.

4

Once you have found the App, you can click "Get."

This process should only take a few minutes.



Using Teams for Telehealth Appointments

To use Teams for your telehealth appointments on your phone, tablet or computer, **you do not need to make an account.**

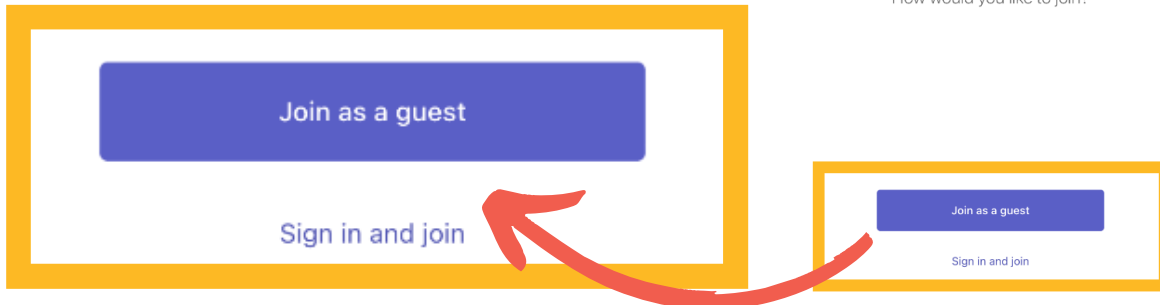
You will be able to **sign in as a guest** when you connect to your appointments.

10:11 Fri Jun 17 ... 100%

Microsoft Teams

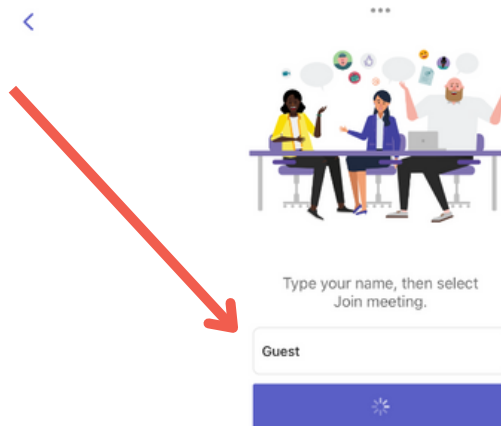


Meeting time!
How would you like to join?



Teams will ask you to **share your name** before joining the meeting. **You can also include your pronouns.**

Downloading and using Teams should be **completely free**, and again, **no account set up is necessary** to join your telehealth appointment.



Questions? Feel free to reach out to us at AppSupport@wellpower.org for help.